


BRICKFORM

A b o u t

BRICKFORM



Brickform Texture Mats are tools that are designed to impart a 3-Dimensional Impression to partially set concrete. Brickform Texture Mats recreate the texture and feel of natural stone, brick or tile in every detail. Brickform Texture Mat Texturing Tools are molded from a high quality Polyurethane material. Each tool is subject to strict quality controls to insure consistency in size, fit and squareness. All of our designs are true recreations of natural materials from coarse wire cut common brick to random fieldstones and heavily textured stone.

Pattern (Field): Cal Weave
Color: Desert Tan
Release: Terra Cotta
Pattern (Steps): Utah Stone (Skin)
Color: Desert Tan
Release: Terra Cotta

On the Cover:
Pattern: European Fan
Color: Charcoal
Release: Charcoal

Pattern: 36" x 36" Heavy Stone
Color: Slate Green
Release: Medium Grey



BRICKFORM



Pattern: 36"x36" Heavy Stone
Color: Slate Green
Release: Medium Grey

Pattern: 18"x18" Walkway Slate
Color: Terra Cotta
Release: Medium Grey



Pattern: Rough Stone
Color: Sand Buff
Release: Terra Cotta

Beautify with **BRICKFORM**



Pattern: Fan
Color: Desert Tan
Release: Chestnut
Band: Smooth
Color: Desert Tan



Pattern: 24" Yucatan Tile
Color: Sand Buff
Release: Chestnut




Pattern: Circle 9'
Color: Medium Grey
Release: Light Grey
Pattern (Bands): Utah Stone
Color: Sand Buff
Release: Desert Tan
Pattern (Field): Exp. Agg.
Color: Sand Buff



The finishing touch to any building project are the walks, drives, and outdoor living areas. Brickform Texturing Tools recreate the beauty of Nature's own, easily, quickly and inexpensively. Through the use of poured-in-place concrete and Brickform Tools; designs can be recreated to simulate the most complex patterns



Pattern: London Cobble
Color: Tile Red
Release: Medium Grey



Pattern: Fan
Color: Desert Tan
Release: Chestnut
Band: Smooth
Color: Desert Tan

BRICKFORM

How it works

BRICKFORM



Concrete texturing can be accomplished using any standard concrete mix. The concrete is placed; floated and lightly finished at the appropriate time. Release agent is applied to the concrete, the texturing tools are then placed on the release and bottomed out against the concrete. The texturing tools are kept moving taking care to keep the tools tight together. Repeat this process using as many mats as are on hand, until the entire slab is textured. Later, the slab is cleaned, then sealed to enhance and protect the beauty of the textured surface.


Pattern: Random Stone
Color: Desert Tan
Release: Walnut



Pattern (Field): European Fan
Color: Medium Grey
Release: Light Grey
Pattern (Bands): Smooth
Color: Light Grey



Pattern: Large Cobble
Color: Medium Grey
Release: Charcoal



Pattern (Field): Large Herring Bone
Color: Medium Grey **Release:** Medium Grey
Pattern (Bands): Exp. Agg. **Color:** Tile Red



Pattern (Field):
 12"x12"
 Cut Stone
Color:
 Cream Beige
Release:
 Terra Cotta
Pattern (Bands):
 Slate Skins
Color:
 Cream Beige
Release:
 Terra Cotta

BRICKFORM

BRICKFORM



Pattern: 6x6 Cobble
Color: Desert Tan
Release: Nutmeg



Pattern: Herring Bone Brick
Color: Brick Red
Release: Medium Grey

Pattern: 18x36 Heavy Stone
Color: Sand Buff
Release: Terra Cotta

For more information, contact:

*Photos courtesy of
Ralph Gasser of
Concrete Designing by Gasser
and
John Wilgus of
JMW Constructors*

Copyright 1990 ©Robert A. Freis
All rights reserved, including the right to reproduce Texture Mat
tools or portions thereof in any form whatsoever. For information
address Rafo Products, 8560 Oakwood Place, Rancho
Cucamonga, CA 91730.

